



अमृत महा आवास अभियान २०२२-२३

दैनिक प्रगती अहवाल : १७.०४.२०२३

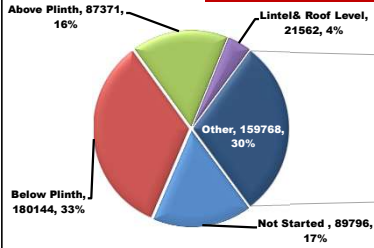
प्रधानमंत्री आवास योजना ग्रामीण – मंजूरी, पूर्ण घरकुले, हप्ते वितरण
राज्य पुरस्कृत ग्रामीण आवास योजना – मंजूरी, पूर्ण घरकुले, हप्ते वितरण

योजना	एकूण मंजूरी	दैनिक मंजूरी	एकूण पूर्ण	दैनिक पूर्ण घरकुले	दैनिक पहिला हप्ता वितरित	दैनिक दुसरा हप्ता वितरित	दैनिक तिसरा हप्ता वितरित
प्रधानमंत्री आवास योजना ग्रामीण	१४११४२४	४	१०३२९९६	२३६	६८१	२८०९	२३७९
राज्य योजना	५५१७२०	५१	४०११८२	४३	७५२	११७६	९४९
एकूण	१९६३१४४	५५	१४३४१७८	२७९	१४३३	३९८५	३३२८

PMAY-G Completion Progress Bar

73.2%

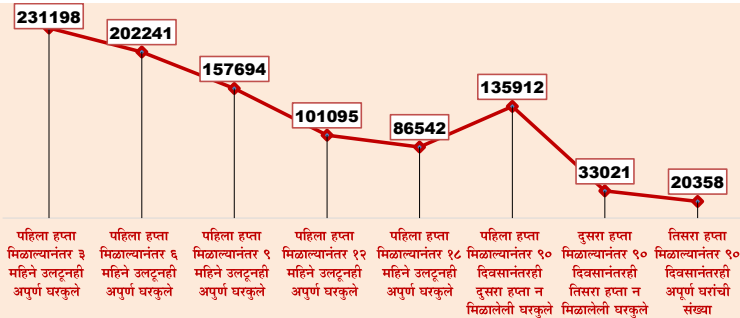
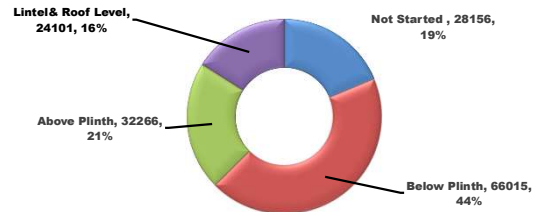
PMAY-G: Incomplete Houses bifurcation



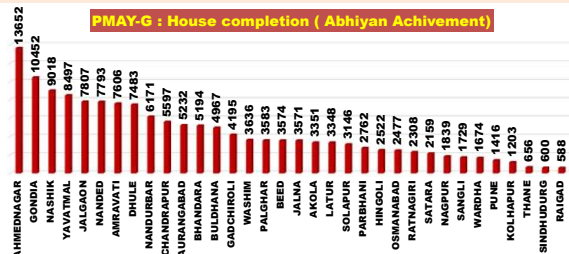
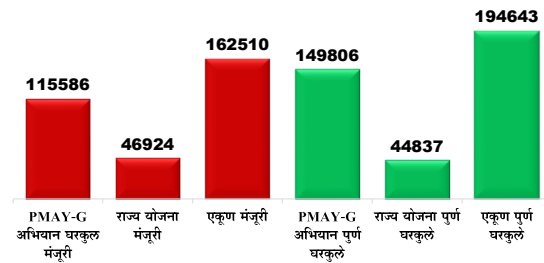
State Schemes Progress Bar

72.7%

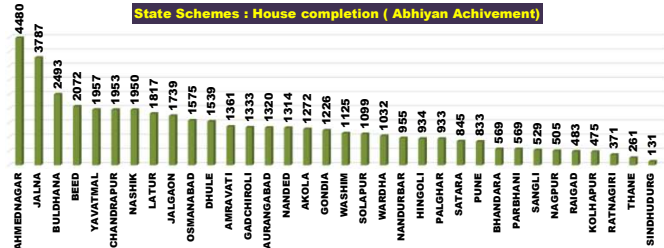
State Schemes: Incomplete Houses bifurcation



Abhiyan Achievement Day 148



State Schemes House completion (Abhiyan Achievement)

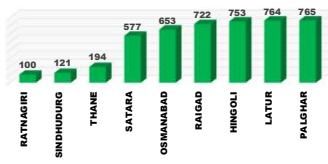


राज्य व्यवस्थापन कक्ष- ग्रामीण गृहनिर्माण

४ था मजला, दक्षिण कक्ष, सिडको भवन, सीबीडी बेलापूर, नवी मुंबई - ४०० ६१४.

Top and Bottom Ten Districts

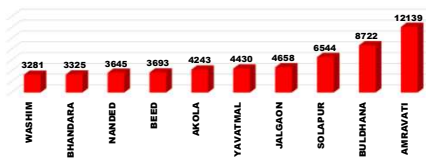
PMAY-G Delayed Houses TOP 10 Dist.



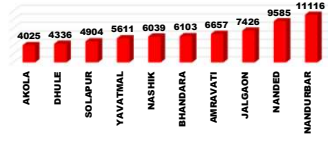
State Schemes Sanction TOP 10 Dist.



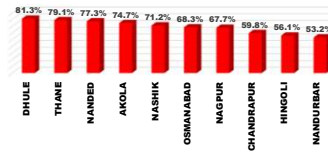
PMAY-G Remaining 1st Installments Bottom 10 Dist.



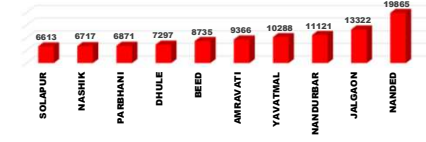
PMAY-G Delayed Houses Bottom 10 Dist.



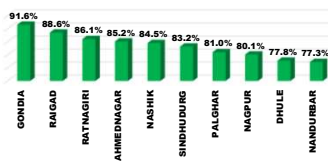
State Schemes Sanction Bottom 10 Dist.



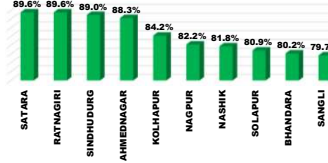
PMAY-G Remaining 2nd Installments Bottom 10 Dist.



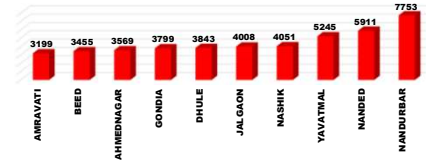
PMAY-G Completion TOP 10 Dist.



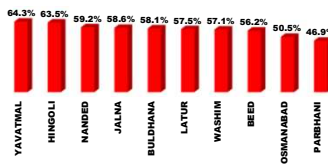
State Schemes Completion TOP 10 Dist.



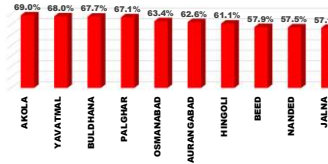
PMAY-G Remaining 3rd Installments Bottom 10 Dist.



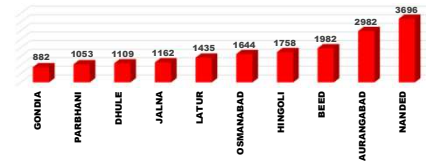
PMAY-G Completion Bottom 10 Dist.



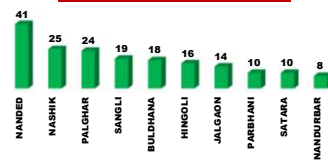
State Schemes Completion Bottom 10 Dist.



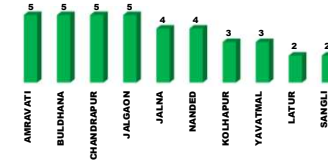
State Schemes Remaining 1st Installments Bottom 10 Dist.



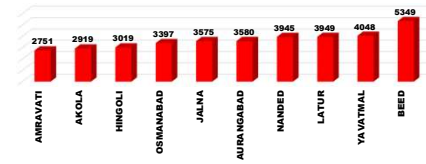
PMAY-G Daily Completion Top 10 Dist.



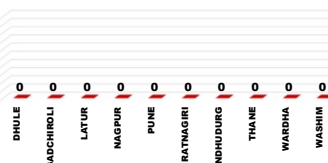
State Schemes Daily Completion Top 10 Dist.



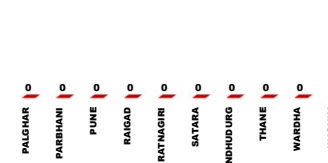
State Schemes Remaining 2nd Installments Bottom 10 Dist.



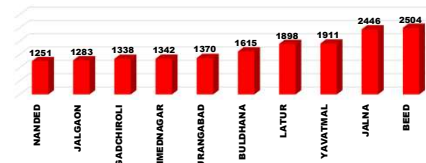
PMAY-G Daily Completion Bottom 10 Dist.



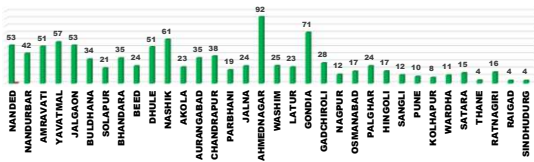
State Schemes Daily Completion Bottom 10 Dist.



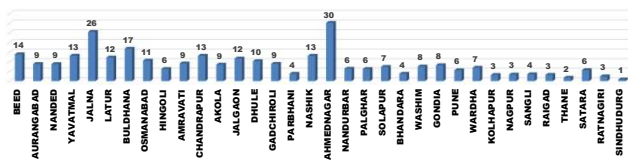
State Schemes Remaining 3rd Installments Bottom 10 Dist.



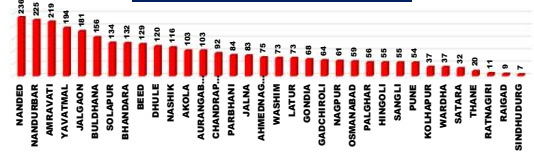
PMAY-G : Current Pace of Completion Per Day (Abhiyan)



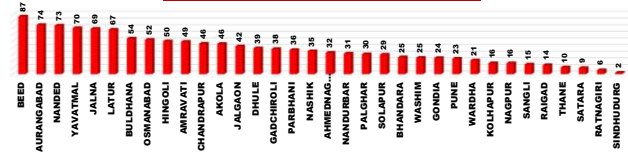
State Schemes : Current Pace of Completion Per Day (Abhiyan)



PMAY-G Required Pace of Completion Per Day



State Schemes Required Pace of Completion Per Day



प्रधानमंत्री आवास योजना ग्रामीण - मंजूरी (PWL+Awaas Plus)

Sr. No.	Division	Target (PWL+Awaas Plus)	16.04.2023	17.04.2023	Daily_Achievement	Remaining
1	AURANGABAD DIV.	238097	237474	237478	4	619
2	NASHIK DIV.	414777	413711	413711	0	1066
3	AMRAVATI DIV.	275036	274528	274528	0	508
4	NAGPUR DIV.	292190	291576	291576	0	614
5	KONKAN DIV.	69788	69637	69637	0	151
6	PUNE DIV.	125100	124494	124494	0	606
Total		1414988	1411420	1411424	4	3564

Sr. No.	District	Target (PWL+Awaas Plus)	16.04.2023	17.04.2023	Daily_Achievement	Remaining
1	NANDED	69533	69456	69460	4	73
2	AHMEDNAGAR	60793	60752	60752	0	41
3	AKOLA	48797	48778	48778	0	19
4	AMRAVATI	95712	95460	95460	0	252
5	AURANGABAD	36795	36666	36666	0	129
6	BEED	35310	35254	35254	0	56
7	BHANDARA	65118	65092	65092	0	26
8	BULDHANA	44768	44732	44732	0	36
9	CHANDRAPUR	43124	43010	43010	0	114
10	DHULE	64979	64903	64903	0	76
11	GADCHIROLI	31698	31611	31611	0	87
12	GONDIA	96492	96142	96142	0	350
13	HINGOLI	18109	18083	18083	0	26
14	JALGAON	79749	79423	79423	0	326
15	JALNA	24039	24007	24007	0	32
16	KOLHAPUR	17685	17685	17685	0	0
17	LATUR	20708	20564	20564	0	144
18	NAGPUR	37113	37100	37100	0	13
19	NANDURBAR	119521	118941	118941	0	580
20	NASHIK	89735	89692	89692	0	43
21	OSMANABAD	14506	14384	14384	0	122
22	PALGHAR	35312	35184	35184	0	128
23	PARBHANI	19097	19060	19060	0	37
24	PUNE	20544	20531	20531	0	13
25	RAIGAD	9831	9822	9822	0	9
26	RATNAGIRI	9897	9890	9890	0	7
27	SANGLI	21932	21780	21780	0	152
28	SATARA	15363	15361	15361	0	2
29	SINDHUDURG	5142	5142	5142	0	0
30	SOLAPUR	49576	49137	49137	0	439
31	THANE	9606	9599	9599	0	7
32	WARDHA	18645	18621	18621	0	24
33	WASHIM	20404	20397	20397	0	7
34	YAVATMAL	65355	65161	65161	0	194
Total		1414988	1411420	1411424	4	3564

Remaining Sanction RANK

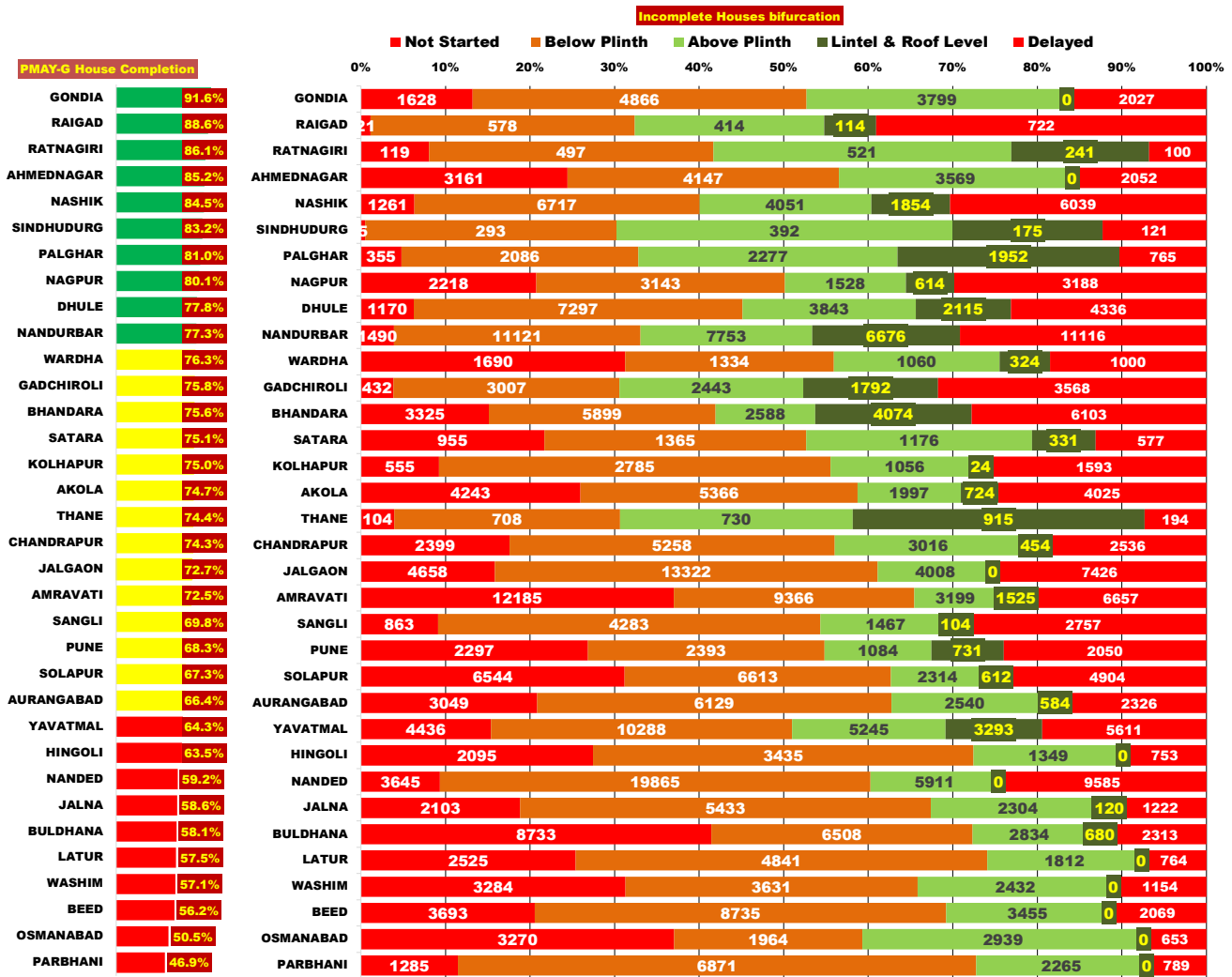
KOLHAPUR	0
SINDHUDURG	0
SATARA	2
RATNAGIRI	7
THANE	7
WASHIM	7
RAIGAD	9
NAGPUR	13
PUNE	13
AKOLA	19
WARDHA	24
BHANDARA	26
HINGOLI	26
JALNA	32
BULDHANA	36
PARBHANI	37
AHMEDNAGAR	41
NASHIK	43
BEED	56
NANDED	73
DHULE	76
GADCHIROLI	87
CHANDRAPUR	114
OSMANABAD	122
PALGHAR	128
AURANGABAD	129
LATUR	144
SANGLI	152
YAVATMAL	194
AMRAVATI	252
JALGAON	326
GONDIA	350
SOLAPUR	439
NANDURBAR	580

प्रधानमंत्री आवास योजना - ग्रामीण : भूमिहीन लाभार्थी अहवाल

Sr. No.	District	Google Sheet Report			AwaasSoft Report			
		Total Landless	Provided land	Remaining	Landless beneficiaries tagged in AwaasSoft	Landless beneficiaries provided land	Remaining Landless	Remaining Tag
1	DHULE	18	18	0	18	18	0	0
2	GADCHIROLI	8	8	0	8	8	0	0
3	NANDURBAR	0	0	0	0	0	0	0
4	PALGHAR	11	11	0	11	11	0	0
5	RAIGAD	6	6	0	6	6	0	0
6	RATNAGIRI	23	23	0	23	23	0	0
7	SINDHUDURG	420	420	0	420	420	0	0
8	KOLHAPUR	257	257	0	257	224	33	0
9	THANE	127	74	53	127	43	84	0
10	NANDED	362	277	85	362	242	120	0
11	BEED	212	101	111	212	72	140	0
12	SANGLI	437	143	294	431	141	290	6
13	PARBHANI	332	15	317	332	13	319	0
14	SATARA	1311	582	729	1311	630	681	0
15	NASHIK	1642	1454	188	1642	715	927	0
16	HINGOLI	1713	787	926	1713	466	1247	0
17	JALNA	1413	165	1248	1381	85	1296	32
18	WARDHA	2819	1284	1535	2819	1216	1603	0
19	GONDIA	2450	2450	0	2450	765	1685	0
20	NAGPUR	5134	3397	1737	5088	3400	1688	46
21	CHANDRAPUR	2791	1463	1328	2752	965	1787	39
22	PUNE	2925	992	1933	2925	885	2040	0
23	LATUR	2341	13	2328	2341	5	2336	0
24	OSMANABAD	2470	104	2366	2470	56	2414	0
25	YAVATMAL	3437	1119	2318	3575	1094	2481	-138
26	BHANDARA	5825	3230	2595	5820	3213	2607	5
27	WASHIM	3477	865	2612	3477	850	2627	0
28	AURANGABAD	3328	1779	1549	3328	288	3040	0
29	AKOLA	7074	3842	3232	7074	3844	3230	0
30	AHMEDNAGAR	7762	4828	2934	7757	3286	4471	5
31	JALGAON	22889	20580	2309	22681	16486	6195	208
32	SOLAPUR	7960	2595	5365	7854	793	7061	106
33	BULDHANA	15256	8455	6801	15256	6953	8303	0
34	AMRAVATI	21560	11238	10322	21560	4342	17218	0
	Total	127790	72575	55215	127481	51558	75923	309

प्रधानमंत्री आवास योजना ग्रामीण - पूर्ण घरकूले

Sr. No.	Division	Sanction	16.04.2023	17.04.2023	Daily Achievement	Remaining	Avg. Completed Per Day From 20.11.22 to Today	To be Completed in Per Day till 15.08.23
1	AURANGABAD DIV.	237478	138761	138840	79	98638	211	822
2	NASHIK DIV.	413711	327593	327645	52	86066	298	717
3	PUNE DIV.	124494	87034	87075	41	37419	65	312
4	AMRAVATI DIV.	274528	185184	185214	30	89314	190	744
5	KONKAN DIV.	69637	57118	57143	25	12494	52	104
6	NAGPUR DIV.	291576	237070	237079	9	54497	196	454
Total		1411424	1032760	1032996	236	378428	1012	3154



प्रधानमंत्री आवास योजना ग्रामीण - पूर्ण घरकूले

Sr. No.	District	Sanction	16.04.2023	17.04.2023	Daily Achievement	Remaining	Avg. Completed Per Day From 20.11.22 to Today	To be Completed in Per Day till 15.08.23
1	NANDED	69460	41062	41103	41	28357	53	236
2	NASHIK	89692	75784	75809	25	13883	61	116
3	PALGHAR	35184	28490	28514	24	6670	24	56
4	SANGLI	21780	15177	15196	19	6584	12	55
5	BULDHANA	44732	25970	25988	18	18744	34	156
6	HINGOLI	18083	11464	11480	16	6603	17	55
7	JALGAON	79423	57711	57725	14	21698	53	181
8	PARBHANI	19060	8925	8935	10	10125	19	84
9	SATARA	15361	11524	11534	10	3827	15	32
10	NANDURBAR	118941	91893	91901	8	27040	42	225
11	OSMANABAD	14384	7250	7257	7	7127	17	59
12	SOLAPUR	49137	33047	33054	7	16083	21	134
13	YAVATMAL	65161	41899	41905	6	23256	57	194
14	AHMEDNAGAR	60752	51727	51732	5	9020	92	75
15	CHANDRAPUR	43010	31931	31936	5	11074	38	92
16	KOLHAPUR	17685	13260	13265	5	4420	8	37
17	AKOLA	48778	36444	36448	4	12330	23	103
18	GONDIA	96142	88026	88030	4	8112	71	68
19	AURANGABAD	36666	24361	24364	3	12302	35	103
20	AMRAVATI	95460	69229	69231	2	26229	51	219
21	BEED	35254	19801	19802	1	15452	24	129
22	JALNA	24007	14076	14077	1	9930	24	83
23	RAIGAD	9822	8697	8698	1	1124	4	9
24	BHANDARA	65092	49206	49206	0	15886	35	132
25	DHULE	64903	50478	50478	0	14425	51	120
26	GADCHIROLI	31611	23962	23962	0	7649	28	64
27	LATUR	20564	11822	11822	0	8742	23	73
28	NAGPUR	37100	29732	29732	0	7368	12	61
29	PUNE	20531	14026	14026	0	6505	10	54
30	RATNAGIRI	9890	8512	8512	0	1378	16	11
31	SINDHUDURG	5142	4277	4277	0	865	4	7
32	THANE	9599	7142	7142	0	2457	4	20
33	WARDHA	18621	14213	14213	0	4408	11	37
34	WASHIM	20397	11642	11642	0	8755	25	73
Total		1411424	1032760	1032996	236	378428	1012	3154

राज्यपुरस्कृत आवास योजना ग्रामीण - मंजूरी

Sr. No.	Division	Target	16.04.2023	17.04.2023	Daily_Achievement	Remaining
1	NASHIK DIV.	141360	110133	110162	29	31198
2	AURANGABAD DIV.	199331	164435	164457	22	34874
3	KONKAN DIV.	34729	30943	30943	0	3786
4	PUNE DIV.	65334	62993	62993	0	2341
5	AMRAVATI DIV.	109702	93510	93510	0	16192
6	NAGPUR DIV.	118393	89655	89655	0	28738
Total		668849	551669	551720	51	117129

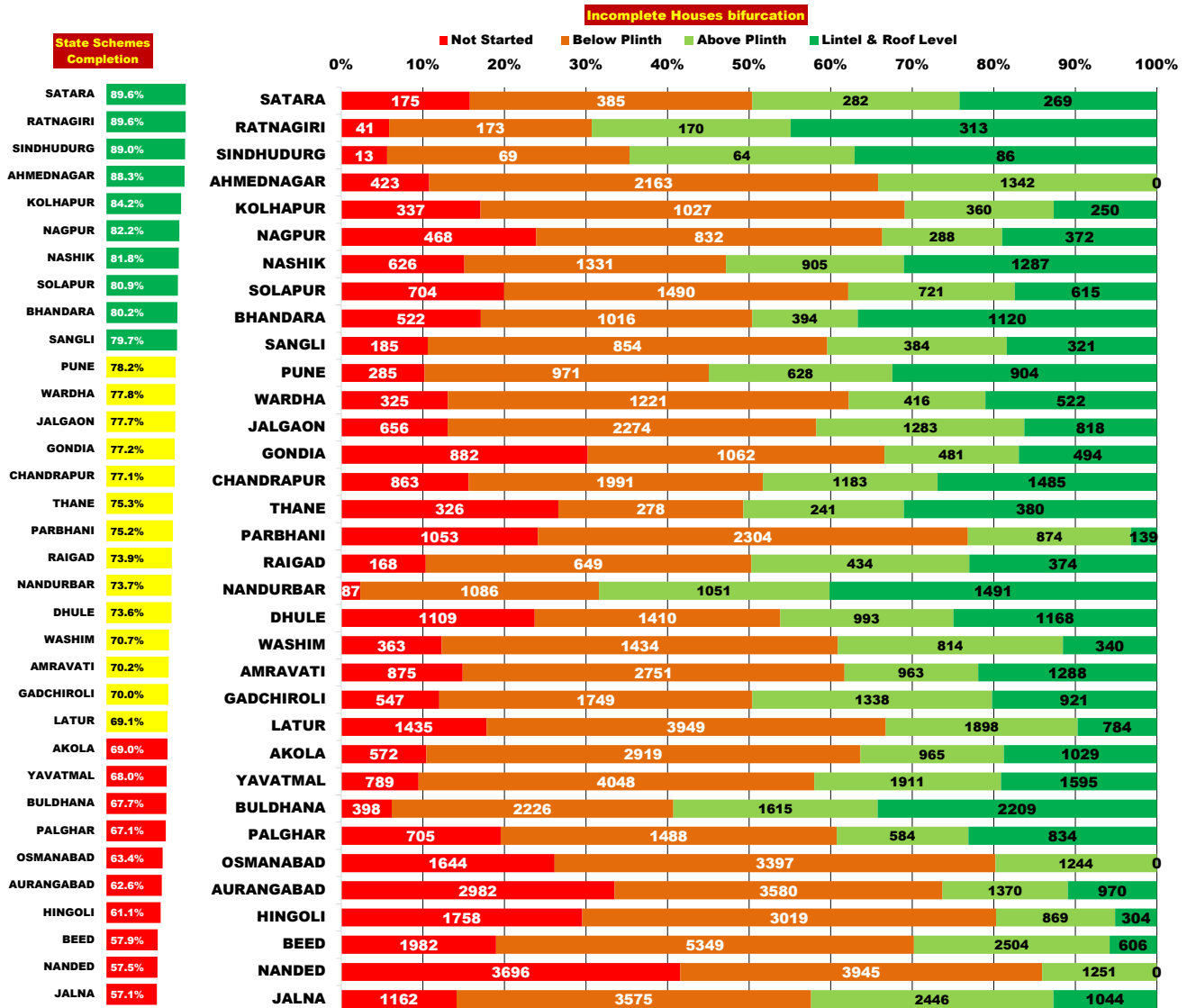
Sr. No.	District	Target	16.04.2023	17.04.2023	Daily_Achievement	Remaining
1	NASHIK	32035	22782	22811	29	9224
2	NANDED	26760	20676	20698	22	6062
3	AHMEDNAGAR	35298	32973	32973	0	2325
4	AKOLA	23681	17691	17691	0	5990
5	AMRAVATI	23224	19699	19699	0	3525
6	AURANGABAD	26141	23795	23795	0	2346
7	BEED	26878	24796	24796	0	2082
8	BHANDARA	17590	15392	15392	0	2198
9	BULDHANA	21616	19967	19967	0	1649
10	CHANDRAPUR	40285	24080	24080	0	16205
11	DHULE	21790	17708	17708	0	4082
12	GADCHIROLI	16834	15197	15197	0	1637
13	GONDIA	14246	12795	12795	0	1451
14	HINGOLI	27298	15306	15306	0	11992
15	JALGAON	25659	22535	22535	0	3124
16	JALNA	20446	19183	19183	0	1263
17	KOLHAPUR	12565	12528	12528	0	37
18	LATUR	27171	26113	26113	0	1058
19	NAGPUR	16291	11021	11021	0	5270
20	NANDURBAR	26578	14135	14135	0	12443
21	OSMANABAD	24853	16979	16979	0	7874
22	PALGHAR	11792	10974	10974	0	818
23	PARBHANI	19784	17587	17587	0	2197
24	PUNE	14672	12770	12770	0	1902
25	RAIGAD	7406	6228	6228	0	1178
26	RATNAGIRI	7126	6677	6677	0	449
27	SANGLI	8732	8603	8603	0	129
28	SATARA	10647	10647	10647	0	0
29	SINDHUDURG	2141	2107	2107	0	34
30	SOLAPUR	18718	18445	18445	0	273
31	THANE	6264	4957	4957	0	1307
32	WARDHA	13147	11170	11170	0	1977
33	WASHIM	11500	10055	10055	0	1445
34	YAVATMAL	29681	26098	26098	0	3583
Total		668849	551669	551720	51	117129

Remaining Sanction RANK

SATARA	0
SINDHUDURG	34
KOLHAPUR	37
SANGLI	129
SOLAPUR	273
RATNAGIRI	449
PALGHAR	818
LATUR	1058
RAIGAD	1178
JALNA	1263
THANE	1307
WASHIM	1445
GONDIA	1451
GADCHIROLI	1637
BULDHANA	1649
PUNE	1902
WARDHA	1977
BEED	2082
PARBHANI	2197
BHANDARA	2198
AHMEDNAGAR	2325
AURANGABAD	2346
JALGAON	3124
AMRAVATI	3525
YAVATMAL	3583
DHULE	4082
NAGPUR	5270
AKOLA	5990
NANDED	6062
OSMANABAD	7874
NASHIK	9224
HINGOLI	11992
NANDURBAR	12443
CHANDRAPUR	16205

राज्यपुरस्कृत आवास योजना ग्रामीण - पूर्ण घरकूले

Sr. No.	Division	Sanction	16.04.2023	17.04.2023	Daily Achievement	Remaining	Avg. Completed Per Day From 20.11.22 to Today	To be Completed in Per Day till 15.08.23
1	AMRAVATI DIV.	93510	64392	64406	14	29104	55	243
2	AURANGABAD DIV.	164457	103483	103494	11	60963	90	508
3	NASHIK DIV.	110162	88713	88720	7	21442	72	179
4	PUNE DIV.	62993	51840	51846	6	11147	26	93
5	NAGPUR DIV.	89655	69158	69163	5	20492	45	171
6	KONKAN DIV.	30943	23553	23553	0	7390	15	62
Total		551720	401139	401182	43	150538	303	1254



राज्यपुरस्कृत आवास योजना ग्रामीण - पूर्ण घरकूले

Sr. No.	District	Sanction	16.04.2023	17.04.2023	Daily_Achievement	Remaining	Avg. Completed Per Day From 20.11.22 to Today	To be Completed in Per Day till 15.08.23
1	AMRAVATI	19699	13817	13822	5	5877	9	49
2	BULDHANA	19967	13514	13519	5	6448	17	54
3	CHANDRAPUR	24080	18553	18558	5	5522	13	46
4	JALGAON	22535	17499	17504	5	5031	12	42
5	JALNA	19183	10952	10956	4	8227	26	69
6	NANDED	20698	11899	11903	4	8795	9	73
7	KOLHAPUR	12528	10551	10554	3	1974	3	16
8	YAVATMAL	26098	17752	17755	3	8343	13	70
9	LATUR	26113	18045	18047	2	8066	12	67
10	SANGLI	8603	6857	6859	2	1744	4	15
11	AKOLA	17691	12205	12206	1	5485	9	46
12	AURANGABAD	23795	14892	14893	1	8902	9	74
13	NANDURBAR	14135	10419	10420	1	3715	6	31
14	NASHIK	22811	18661	18662	1	4149	13	35
15	SOLAPUR	18445	14914	14915	1	3530	7	29
16	AHMEDNAGAR	32973	29106	29106	0	3867	30	32
17	BEED	24796	14355	14355	0	10441	14	87
18	BHANDARA	15392	12340	12340	0	3052	4	25
19	DHULE	17708	13028	13028	0	4680	10	39
20	GADCHIROLI	15197	10642	10642	0	4555	9	38
21	GONDIA	12795	9876	9876	0	2919	8	24
22	HINGOLI	15306	9356	9356	0	5950	6	50
23	NAGPUR	11021	9061	9061	0	1960	3	16
24	OSMANABAD	16979	10767	10767	0	6212	11	52
25	PALGHAR	10974	7363	7363	0	3611	6	30
26	PARBHANI	17587	13217	13217	0	4370	4	36
27	PUNE	12770	9982	9982	0	2788	6	23
28	RAIGAD	6228	4603	4603	0	1625	3	14
29	RATNAGIRI	6677	5980	5980	0	697	3	6
30	SATARA	10647	9536	9536	0	1111	6	9
31	SINDHUDURG	2107	1875	1875	0	232	1	2
32	THANE	4957	3732	3732	0	1225	2	10
33	WARDHA	11170	8686	8686	0	2484	7	21
34	WASHIM	10055	7104	7104	0	2951	8	25
Total		551720	401139	401182	43	150538	303	1254

प्रधानमंत्री आवास योजना ग्रामीण - हप्ते वितरण

Sr. No.	Division	1st Installment (Daily Achivement)	1st Installment Remaining	2nd Installment (Daily Achivement)	2nd Installment Remaining	3rd Installment (Daily Achivement)	3rd Installment Remaining
1	AURANGABAD DIV.	244	21635	902	57273	475	22575
2	AMRAVATI DIV.	179	32815	675	35159	450	15707
3	NAGPUR DIV.	115	11479	447	23507	570	14434
4	NASHIK DIV.	46	11740	357	42604	337	23224
5	KONKAN DIV.	16	601	189	4162	354	4334
6	PUNE DIV.	81	11081	239	17439	193	7097
Total		681	89351	2809	180144	2379	87371

PMAY-G 1st Ins Pending

SINDHUDURG	5
RAIGAD	18
THANE	104
RATNAGIRI	119
PALGHAR	355
GADCHIROLI	407
KOLHAPUR	555
SANGLI	730
SATARA	955
DHULE	1170
NASHIK	1261
PARBHANI	1285
NANDURBAR	1490
GONDIA	1628
WARDHA	1690
JALNA	2073
NAGPUR	2083
HINGOLI	2095
PUNE	2297
CHANDRAPUR	2346
LATUR	2525
AURANGABAD	3049
AHMEDNAGAR	3161
OSMANABAD	3270
WASHIM	3281
BHANDARA	3325
NANDED	3645
BEED	3693
AKOLA	4243
YAVATMAL	4430
JALGAON	4658
SOLAPUR	6544
BULDHANA	8722
AMRAVATI	12139

PMAY-G 2nd Ins Pending

SINDHUDURG	293
RATNAGIRI	497
RAIGAD	578
THANE	708
WARDHA	1334
SATARA	1365
OSMANABAD	1964
PALGHAR	2086
PUNE	2393
KOLHAPUR	2785
GADCHIROLI	3007
NAGPUR	3143
HINGOLI	3435
WASHIM	3631
AHMEDNAGAR	4147
SANGLI	4283
LATUR	4841
GONDIA	4866
CHANDRAPUR	5258
AKOLA	5366
JALNA	5433
BHANDARA	5899
AURANGABAD	6129
BULDHANA	6508
SOLAPUR	6613
NASHIK	6717
PARBHANI	6871
DHULE	7297
BEED	8735
AMRAVATI	9366
YAVATMAL	10288
NANDURBAR	11121
JALGAON	13322
NANDED	19865

PMAY-G 3rd Ins Pending

SINDHUDURG	392
RAIGAD	414
RATNAGIRI	521
THANE	730
KOLHAPUR	1056
WARDHA	1060
PUNE	1084
SATARA	1176
HINGOLI	1349
SANGLI	1467
NAGPUR	1528
LATUR	1812
AKOLA	1997
PARBHANI	2265
PALGHAR	2277
JALNA	2304
SOLAPUR	2314
WASHIM	2432
GADCHIROLI	2443
AURANGABAD	2540
BHANDARA	2588
BULDHANA	2834
OSMANABAD	2939
CHANDRAPUR	3016
AMRAVATI	3199
BEED	3455
AHMEDNAGAR	3569
GONDIA	3799
DHULE	3843
JALGAON	4008
NASHIK	4051
YAVATMAL	5245
NANDED	5911
NANDURBAR	7753

प्रधानमंत्री आवास योजना ग्रामीण - हप्ते वितरण

Sr. No.	District	1st Installment (Daily Achievement)	1st Installment Remaining	2nd Installment (Daily Achievement)	2nd Installment Remaining	3rd Installment (Daily Achievement)	3rd Installment Remaining
1	OSMANABAD	75	3270	362	1964	35	2939
2	GONDIA	23	1628	164	4866	193	3799
3	AMRAVATI	43	12139	152	9366	146	3199
4	BULDHANA	61	8722	140	6508	114	2834
5	WASHIM	22	3281	242	3631	43	2432
6	CHANDRAPUR	51	2346	123	5258	118	3016
7	PARBHANI	45	1285	138	6871	109	2265
8	YAVATMAL	46	4430	125	10288	104	5245
9	NANDURBAR	14	1490	122	11121	138	7753
10	BHANDARA	17	3325	78	5899	167	2588
11	PALGHAR	8	355	76	2086	165	2277
12	NANDED	52	3645	97	19865	73	5911
13	LATUR	27	2525	71	4841	92	1812
14	THANE	6	104	77	708	107	730
15	SANGLI	10	730	110	4283	62	1467
16	BEED	22	3693	102	8735	45	3455
17	SOLAPUR	57	6544	61	6613	43	2314
18	NASHIK	10	1261	96	6717	38	4051
19	AURANGABAD	7	3049	60	6129	62	2540
20	AHMEDNAGAR	14	3161	33	4147	69	3569
21	DHULE	5	1170	53	7297	46	3843
22	JALGAON	3	4658	53	13322	46	4008
23	HINGOLI	7	2095	45	3435	32	1349
24	RATNAGIRI	1	119	22	497	55	521
25	PUNE	4	2297	47	2393	26	1084
26	NAGPUR	19	2083	28	3143	27	1528
27	GADCHIROLI	1	407	21	3007	49	2443
28	AKOLA	7	4243	16	5366	43	1997
29	JALNA	9	2073	27	5433	27	2304
30	WARDHA	4	1690	33	1334	16	1060
31	SATARA	8	955	9	1365	32	1176
32	KOLHAPUR	2	555	12	2785	30	1056
33	RAIGAD	1	18	10	578	10	414
34	SINDHUDURG	0	5	4	293	17	392
	Total	681	89351	2809	180144	2379	87371

राज्यपुरस्कृत आवास योजना ग्रामीण - हप्ते वितरण

Sr. No.	Division	1st Installment (Daily Achivement)	1st Installment Remaining	2nd Installment (Daily Achivement)	2nd Installment Remaining	3rd Installment (Daily Achivement)	3rd Installment Remaining
1	AURANGABAD DIV.	362	15712	448	29118	340	12456
2	AMRAVATI DIV.	165	2997	280	13378	198	6268
3	NAGPUR DIV.	161	3607	203	7871	190	4100
4	NASHIK DIV.	34	2901	87	8264	114	5574
5	KONKAN DIV.	20	1253	90	2657	53	1493
6	PUNE DIV.	10	1686	68	4727	54	2375
Total		752	28156	1176	66015	949	32266

State Schemes 1st Ins Pending

SINDHUDURG	13
RATNAGIRI	41
NANDURBAR	87
RAIGAD	168
SATARA	175
SANGLI	185
PUNE	285
WARDHA	325
THANE	326
KOLHAPUR	337
WASHIM	363
BULDHANA	398
AHMEDNAGAR	423
NAGPUR	468
BHANDARA	522
GADCHIROLI	547
AKOLA	572
NASHIK	626
JALGAON	656
SOLAPUR	704
PALGHAR	705
YAVATMAL	789
CHANDRAPUR	863
AMRAVATI	875
GONDIA	882
PARBHANI	1053
DHULE	1109
JALNA	1162
LATUR	1435
OSMANABAD	1644
HINGOLI	1758
BEED	1982
AURANGABAD	2982
NANDED	3696

State Schemes 2nd Ins Pending

SINDHUDURG	69
RATNAGIRI	173
THANE	278
SATARA	385
RAIGAD	649
NAGPUR	832
SANGLI	854
PUNE	971
BHANDARA	1016
KOLHAPUR	1027
GONDIA	1062
NANDURBAR	1086
WARDHA	1221
NASHIK	1331
DHULE	1410
WASHIM	1434
PALGHAR	1488
SOLAPUR	1490
GADCHIROLI	1749
CHANDRAPUR	1991
AHMEDNAGAR	2163
BULDHANA	2226
JALGAON	2274
PARBHANI	2304
AMRAVATI	2751
AKOLA	2919
HINGOLI	3019
OSMANABAD	3397
JALNA	3575
AURANGABAD	3580
NANDED	3945
LATUR	3949
YAVATMAL	4048
BEED	5349

State Schemes 3rd Ins Pending

SINDHUDURG	64
RATNAGIRI	170
THANE	241
SATARA	282
NAGPUR	288
KOLHAPUR	360
SANGLI	384
BHANDARA	394
WARDHA	416
RAIGAD	434
GONDIA	481
PALGHAR	584
PUNE	628
SOLAPUR	721
WASHIM	814
HINGOLI	869
PARBHANI	874
NASHIK	905
AMRAVATI	963
AKOLA	965
DHULE	993
NANDURBAR	1051
CHANDRAPUR	1183
OSMANABAD	1244
NANDED	1251
JALGAON	1283
GADCHIROLI	1338
AHMEDNAGAR	1342
AURANGABAD	1370
BULDHANA	1615
LATUR	1898
YAVATMAL	1911
JALNA	2446
BEED	2504

राज्यपुरस्कृत आवास योजना ग्रामीण -हप्ते वितरण

Sr. No.	District	1st Installment (Daily Achievement)	1st Installment Remaining	2nd Installment (Daily Achievement)	2nd Installment Remaining	3rd Installment (Daily Achievement)	3rd Installment Remaining
1	BEED	28	1982	170	5349	87	2504
2	NANDED	104	3696	56	3945	41	1251
3	AKOLA	111	572	56	2919	22	965
4	HINGOLI	107	1758	41	3019	31	869
5	GONDIA	97	882	28	1062	35	481
6	JALNA	31	1162	61	3575	61	2446
7	LATUR	20	1435	63	3949	69	1898
8	CHANDRAPUR	8	863	67	1991	71	1183
9	AHMEDNAGAR	20	423	59	2163	53	1342
10	YAVATMAL	19	789	63	4048	50	1911
11	AMRAVATI	34	875	46	2751	34	963
12	WASHIM	0	363	63	1434	51	814
13	AURANGABAD	10	2982	52	3580	37	1370
14	BULDHANA	1	398	52	2226	41	1615
15	PALGHAR	0	705	43	1488	35	584
16	WARDHA	9	325	36	1221	30	416
17	BHANDARA	40	522	15	1016	19	394
18	OSMANABAD	58	1644	2	3397	7	1244
19	RAIGAD	15	168	40	649	11	434
20	DHULE	9	1109	22	1410	30	993
21	GADCHIROLI	0	547	36	1749	21	1338
22	SOLAPUR	9	704	28	1490	15	721
23	NAGPUR	7	468	21	832	14	288
24	NASHIK	0	626	1	1331	27	905
25	SANGLI	1	185	14	854	12	384
26	SATARA	0	175	8	385	11	282
27	PUNE	0	285	10	971	8	628
28	KOLHAPUR	0	337	8	1027	8	360
29	PARBHANI	4	1053	3	2304	7	874
30	JALGAON	5	656	4	2274	3	1283
31	RATNAGIRI	1	41	1	173	7	170
32	THANE	4	326	5	278	0	241
33	NANDURBAR	0	87	1	1086	1	1051
34	SINDHUDURG	0	13	1	69	0	64
	Total	752	28156	1176	66015	949	32266

प्रधानमंत्री आवास योजना ग्रामीण - Delayed Houses

